



CELEBRATE

EVERY STEP

WORKING TOGETHER TO HELP BUILD
HEALTHY HABITS, ONE STEP AT A TIME



**Your guide to
The Graphic Communications 401(k) Plan - PIA-SC
Insurance Services, Inc.**

NEW OPPORTUNITIES

AHEAD



Welcome to The Graphic Communications 401(k) Plan. Your retirement plan is an important benefit you shouldn't overlook. It offers a powerful way to enhance your long-term financial well-being by investing in yourself. This book is a great way to get started. It includes:

- Your plan website, Transamerica.com/portal/home.
- Plan highlights
- Investment information

We work with Transamerica, a company that's been helping people feel better about their futures for over 80 years. And they believe in going beyond numbers. Considering all that can affect personal finances, Transamerica supports you in developing healthy physical and financial habits so you can add more years to your life, and more life to your years.

Sincerely,

PIA-SC Insurance Services, Inc.

LET TRANSAMERICA BE YOUR GUIDE

Track your finances like you track your steps



Transamerica App

This app is designed to help you manage your retirement plan account, no matter where you are.

Most of your retirement income will come from you. Social Security covers only about 33% of the average retiree's income.¹ In reality, the majority of your retirement income will likely come from either your own investments in The Graphic Communications 401(k) Plan or from part-time employment after retirement. If your goal is to live comfortably and work less in retirement, consider your role in investing for your future today.

20 years

Based on today's average life expectancy, you may need retirement income for two or more decades

HOW MUCH IS ENOUGH?

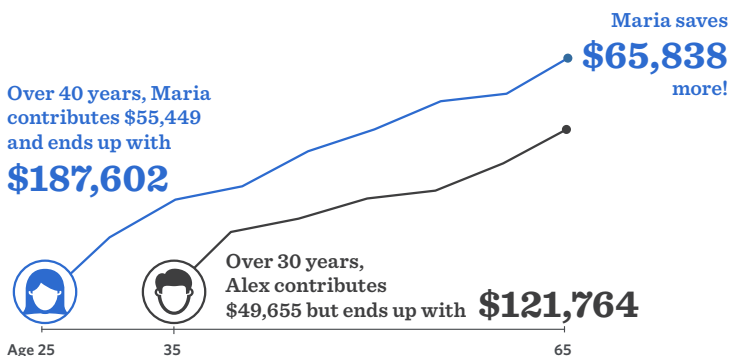
Everyone's situation is different. You'll need to replace a significant portion of your final working salary to maintain your living standard in retirement. Once you're enrolled and create an online account, you can log in to access tools and calculators to help estimate what kind of retirement income you may need. Think about contributing at least enough to take advantage of your employer's full matching contribution. Matching contributions may be subject to plan vesting requirements.

Tip:

Have you thought about how your daily habits today will affect your health and healthcare costs in retirement?

The early bird gets the worm

Retirement income can vary depending on whether a person starts contributing to a retirement plan at age 25 or age 45.



Example assumes starting salaries of \$30,000 (Maria) and \$40,000 (Alex), respectively, 3% annual pretax salary deferral with 2% annual pay increases, a 6% return on investment, and a 25% federal income tax bracket. Illustration is hypothetical and not meant to reflect the return of any specific investment.

¹Fast Facts & Figures About Social Security, 2018.

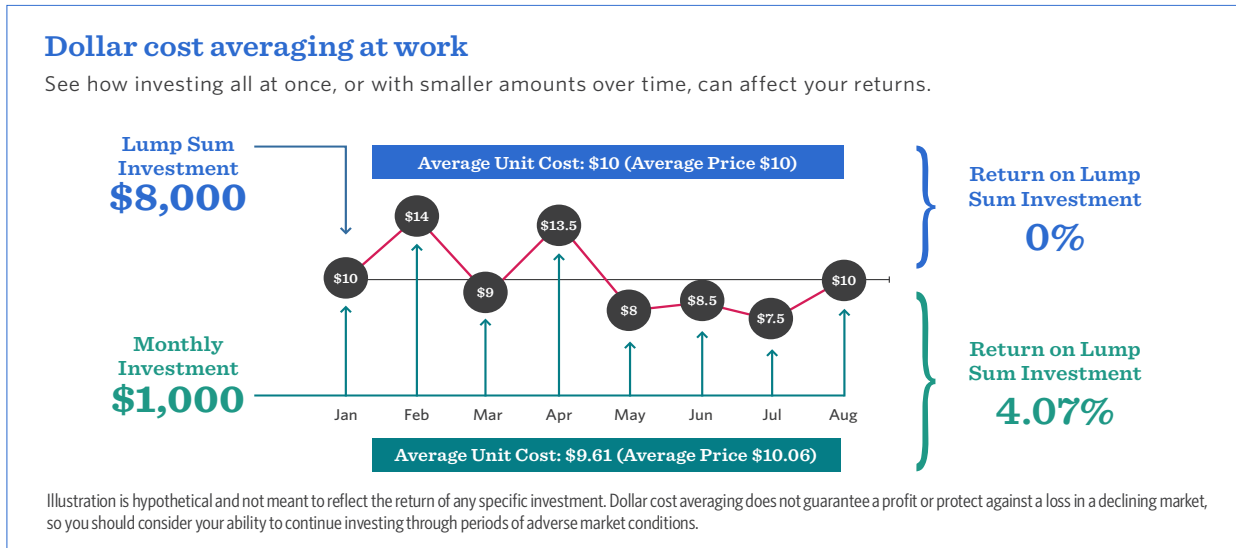
SMALL STEPS CAN ADD UP OVER TIME

One way to keep up with inflation and your income needs in retirement is by contributing a little bit more each year. Annual increases to your retirement account contributions are like **birthday presents to your future self**.

You can increase your contributions online, say, each year on your birthday by 1% or 2%, or as your pay increases over time.

You can increase contributions automatically using our auto-increase services.

Please keep in mind your ability to continue the auto-increase service even in the event of a prolonged market decline, unexpected expenses, or an unforeseeable emergency.



HOW DOLLAR COST AVERAGING AND TIME MAY WORK IN YOUR FAVOR

When you're investing for the long term, the time is always right. And a disciplined approach — putting away equal amounts on a regular basis, regardless of which way the investment markets move — could reduce your stress by potentially reducing your average cost. The approach is known as dollar cost averaging. Despite the ups and downs of the share price, by contributing a consistent amount each month, your total cost may be reduced.

Dollar cost averaging is a **conservative approach to investing** that provides an alternative to making a lump sum investment in securities at one time. This strategy allows investors to commit to purchasing a fixed-dollar amount of a particular investment on a regular schedule, regardless of the share price.

Using this strategy, an investor purchases more shares of a stock when share prices are lower, and fewer shares when prices are higher, usually

resulting in a lower average cost per share.

No matter how the market is fluctuating, regular investment purchases may lower the average cost per share and **increase your total number of shares** purchased over time.

Dollar cost averaging does not guarantee a profit or protect against a loss in a declining market, so you should consider your ability to continue investing through periods of adverse market conditions.

Thanks to compounding — the earnings on your earnings — even small, regular increases can make a big difference over time.

READY, SET, ENROLL!

You can join your retirement plan today! Here's how:

- Go to your plan website, [Transamerica.com/portal/home](https://www.transamerica.com/portal/home), and click the red Log In button. Follow the instructions to create a new account. The online enrollment form in the back of this book can help!

AN IMPORTANT STEP: BENEFICIARIES



To Do:

Choose your beneficiaries.
Update as needed.

- Look for “Beneficiaries” in your account Home menu on your plan website.

YOUR ACCOUNT

If you haven't already, go to [Transamerica.com/portal/home](https://www.transamerica.com/portal/home) and click log in to register a new account. Follow the instructions to choose contributions, investments, and more.

The *OnTrack*® tool, which produce *Your Retirement Outlook*®, can help you personalize your retirement income goal and decide how much to invest.

Complete your retirement profile in the *OnTrack*® tool for a comprehensive view of *Your Retirement Outlook*®. To get started, log in to your account and click “Update” on your Account Overview page or “*OnTrack*” in the Resource Center menu.

Important: The projections or other information generated by the engine (which produces *Your Retirement Outlook*®) regarding the likelihood of various investment outcomes are hypothetical, do not reflect actual investment results, and are not guarantees of future results. Results derived from the tool may vary with each use and over time. Please visit your plan website for more information regarding the criteria and methodology used, the engine's limitations and key

assumptions, and other important information.

You have the option to opt in for e-documents. These automatic email alerts can help you save time, reduce clutter, and go green. You'll receive an email when your account-related materials are available online. Sign up by logging in to your account at Transamerica.com/portal/home.

DISCOVER WHAT RETIREMENT MEANS TO YOU

Whether you're just starting out, need a few reminders on how to stay on course, or could use some advanced tips on how to make your retirement investments work for you, this is a great place to start.

Where to go for help

- Financial glossary Transamerica.com/glossary
- Transamerica.com/discover
- Transamerica online support **877-717-8858** (for help logging in)
- Estimate your Social Security income at SSA.gov

The material in this retirement plan guide was prepared for general distribution. It is being provided for informational purposes only and should not be viewed as an investment recommendation. If you need advice regarding your particular investment needs, contact your financial professional.

Securities are offered through Transamerica Investors Securities Corporation (TISC), member FINRA, 440 Mamaroneck Avenue, Harrison, NY 10528. All Transamerica companies identified are affiliated but are not affiliated with your employer.

3447WL_0120



[Transamerica.com/
discover](https://Transamerica.com/discover)

Find out more on how to estimate your retirement income.

PLAN HIGHLIGHTS FOR

The Graphic Communications 401(k) Plan - PIA-SC Insurance Services, Inc.

These highlights represent only an overview of plan provisions. For full details, including any conditions or restrictions, please refer to the Summary Plan Description.

YOUR CONTRIBUTIONS

Eligibility

You must be at least 21 years of age.

You must complete 1 year(s) of service, and during this period, you must complete 1,000 hours of service.

Entry Date(s)

Your entry date is the first day of any month.

Contribution Limits

Your traditional contributions are deducted from your paycheck before taxes each pay period.

Your plan allows you to invest up to the maximum allowed by the Internal Revenue Code limits.

You may invest for retirement with traditional before tax dollars, after- tax Roth dollars, or a combination, up to the overall limits noted in the following section. In general, choosing which one depends on whether you think your income will be subject to a higher or lower effective tax rate when you withdraw your money in retirement. Non-Roth after-tax contributions do not count toward the IRS limit. However, they are counted when determining the limit of total plan contributions made by you and your employer.

IRS Contribution Limits

The IRS limits how much you can contribute each year; the current total combined before- and after-tax IRS annual limit is \$19,500 in 2020.

Updating Your Contribution Rate

You may increase or decrease your contribution to the plan each payroll period. Changes will take effect as soon as administratively feasible.

You may also stop making contributions at any time.

Rollovers

You may roll over your plan account balance from a prior qualified retirement plan at any time.

Vesting

Vesting refers to your "ownership" of your plan account — the portion to which you are entitled even if you leave the plan. You are always 100% vested in your own contributions, including any rollover or transfer contributions you have made, plus any earnings on them.

Review the fees and expenses you pay, including any charges associated with transferring your account, to see if consolidating your accounts could help reduce your costs. Be sure to consider whether such a transfer changes any features or benefits that may be important to you.

LEARN ABOUT YOUR PLAN'S ROTH ACCOUNT OPTION

The Roth option allows you to contribute after-tax dollars to your plan in a separate account that in most cases will not be subject to future federal income taxes on qualified distributions, regardless of your income level (provided that you hold the account for at least 5 years and do not withdraw assets until at least age 59½). So let's compare some basic features of the traditional account and the Roth:

FEATURE	TRADITIONAL	ROTH
Contributions IN	Before-tax	After-tax
Distributions PAID	Taxed	Free from federal tax if distributions occur five taxable years after first Roth Contribution AND after participant either: <ul style="list-style-type: none"> - Attains age 59½ - Dies - Becomes disabled
Required Minimum Distributions (RMDs) (Some plans provide for RMDs to begin at the later of age 70½ or separation from service, provided participant is not a 5% owner.)	Required	Required, but prior to RMD may be rolled over to a Roth IRA, which has no RMD requirement.
Contribution Limit	Total limit in 2020 is \$19,500 (\$26,000 if age 50 or older in 2020)	
Income Restriction	None	
When rolling over or transferring from an employer plan, be sure to consider whether the asset transfer changes any of the features and benefits that may be important to you including: the range of investment options available; investment-related fees or plan expenses that may be incurred; service levels available; availability and circumstances of penalty-free withdrawals; timing of required minimum distributions; federal protection of assets from creditors and judgments; and tax consequences of rolling employer stock into a new plan.		

COMPANY CONTRIBUTIONS

MATCHING CONTRIBUTIONS

The company may match the contributions you make to the plan during the year. The match amount is discretionary and will be determined during each plan year.

Eligibility

You must be at least 21 years of age.

You must complete 1 year(s) of service, and during this period, you must complete 1,000 hours of service.

Entry Date(s)

Your entry date is the first day of any month.

Vesting

The company's contributions are vested as follows:

YEARS OF SERVICE*	PERCENT VESTED
Upon completion of 2 years	20%
Upon completion of 3 years	40%
Upon completion of 4 years	60%
Upon completion of 5 years	80%
Upon completion of 6 years	100%

**A year of service for vesting credit for company contributions is based either on completion of 1,000 hours of service or elapsed time. If the plan uses elapsed time, credit is given regardless of the number of hours worked in a designated twelve-month-period. Please see the plan's summary plan description for more information on how service is calculated.*

PREDECESSOR EMPLOYER

Your years of service with a predecessor of the company will not count toward your eligibility.

INVESTMENT CHOICES

You decide how your account will be invested among the available choices. The way contributions are invested in your account is referred to as your "investment allocation." You may change your allocation any business day of the Plan Year.

If you elect to join the plan and fail to make an investment election, or your elections do not equal 100%, your contribution will be invested in the Target Date Series that most closely matches a projected retirement age at 65.

Target Date: These options generally invest in a mix of stocks, bonds, cash equivalents, and potentially other asset classes, either directly or via underlying investments, and may be subject to all of the risks of these asset classes. The investment choices' allocations become more conservative over time: The percentage of assets allocated to stocks will decrease while the percentage allocated to bonds will increase as the target date approaches. The higher the allocation is to stocks, the greater the risk. The principal value of the investment option is never guaranteed, including at and after the target date.

Some of the investment choices offered by the plan contain trading restrictions. Prior to finalizing your investment choices under the plan, please refer to your "Investment Choices" for more information on these restrictions.

To obtain a complete set of Investment Fact Sheets containing detailed, up-to-date information on each of the investment choices, contact your plan administrator or log on to **Transamerica.com/portal/home**. In the Fund and Fee Information section, select "Small organization" and click Learn More to enter your contract ID and SUB ID.



Log in at
Transamerica.com/portal/home
or call 800-401-8726.

To access your Fund Performance Overview and Investment Fact Sheets, follow the simple steps outlined below:

Step 1: Go to **Transamerica.com/portal/home**.

Step 2: In the Fund and Fee Information section, select "Small organization" and click Learn More to enter your contract ID.

Step 3: Enter your Contract ID and SUB ID and click "Submit".

LOANS + DISTRIBUTIONS

Your plan offers a loan feature, so you may borrow from your account based on certain provisions. However, as a general rule, loans should be taken from retirement investments only as a last resort. Please check with your plan administrator and refer to your Summary Plan Description for details.

Consider when you take money out of your retirement plan account, it's no longer earning money for you on a tax-deferred basis, and you may lose potential growth to help fund your retirement. If you decide to suspend contributions to your retirement plan account while making your loan repayments, you further reduce your retirement savings.

While you are actively employed you may be able to take withdrawals from the vested portion of your account, under some circumstances and subject to the plan's rules. For more information, log on to your plan's website or call your plan's toll-free number. Withdrawals of before-tax contributions, and of earnings on any contributions, will be subject to income tax, and withdrawals made before age 59½ may be subject to an additional 10% penalty. Please check with your plan administrator and/or refer to your Summary Plan Description for details.

IN SERVICE WITHDRAWALS

EARLY WITHDRAWALS

You may make a withdrawal upon reaching certain requirements. See your Summary Plan Description for details.

HARDSHIP

If you meet the definition of hardship, you may be eligible to make a withdrawal from the plan. For more information about the strict rules governing hardship withdrawals, refer to your Summary Plan Description.

Plan loans and in-service withdrawals are subject to plan restrictions. You may have to provide documentation in order to qualify for certain plan loans and in-service withdrawals.

3447PH_0120



ARE YOU READY?

IT'S TIME TO CREATE YOUR INVESTMENT STRATEGY!

Want to learn more about healthy, wealthy habits you can start today? Visit [Transamerica.com/portal/home](https://www.transamerica.com/portal/home).

You are the only one who can plan for your financial future. You can take out a loan or get financing for a home, a car, or to pay for college — just about anything. Except retirement. The money you set aside today is how you'll be able to provide for yourself tomorrow. And you'd be surprised by how starting small — any percent of your paycheck — is still significantly better than nothing.

To make a different choice, read on!

STRENGTHEN YOUR INVESTMENT KNOWLEDGE

Here are some helpful concepts to consider as you examine your investment strategy.

ASSET ALLOCATION AND DIVERSIFICATION

Spreading your risk among different types of investments is important to building a strategy to pursue your goals throughout retirement. This way, temporary downturns in one type of investment may not affect your whole portfolio. To do so, you should familiarize yourself with two key concepts:

- **Asset allocation**, an overall strategy for dividing your investments across the major asset classes (stocks/equities, bonds/fixed income, and cash equivalents); and
- **Diversification**, or dividing your investments within those classes (for example, among domestic and foreign stocks, shares of large and small companies, bonds of different qualities and terms, etc.).

Asset allocation and diversification do not assure or guarantee better performance, cannot eliminate the risk of investment losses, and do not protect against an overall declining market.

YOUR STRATEGY DEPENDS ON TWO FACTORS:

- Your time horizon (how long you have until you'll need the money); and
- Your risk tolerance (how well you tend to handle the market's ups and downs).

UNDERSTANDING ASSET CLASSES

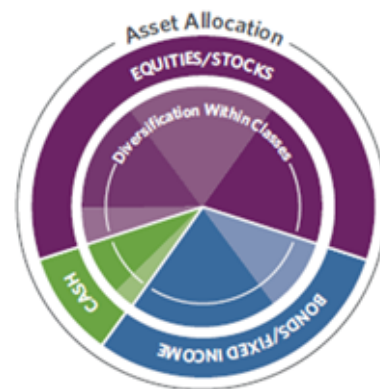
The investment choices available through your retirement plan fall into a combination of three broad asset classes. Asset classes are categories of investments that exhibit similar characteristics and may behave similarly in the marketplace.

Equities

Stocks are also known as equities. They allow you to buy shares of an individual company. In essence, you become an owner of that company, albeit a very small owner. These are generally the riskiest of the three asset classes, since their value tends to fluctuate more from day to day — but they also have the potential for the highest returns.

Fixed-income investments

Next, we have bonds, or fixed-income investments. With bonds, you essentially loan money to companies or governments. In exchange for your investment, the entity pays you interest for a pre-determined number of years. At the end of the term, the bond will mature and (provided the entity



Example is hypothetical and does not represent any particular investment or constitute an investment recommendation.

can cover its debts), you'll receive your initial money back, plus interest. While bonds are generally considered more conservative than stocks, they can be impacted by inflation and interest rate changes.

Cash equivalents

The third kind of security is cash or cash equivalents.

All three types of securities can be included in mutual funds. Instead of worrying about which individual stocks to own, or what bonds to purchase, you can invest in multiple companies and bond types through mutual funds.

Fund managers create different funds for different tastes. One fund could focus on big, established companies, while another one focuses on low-risk bonds. Whatever the choice, the fund manager determines the investment strategy and decides what goes into the fund. You then purchase shares of the overall fund, giving you access to many different stocks, bonds, and/or cash equivalents.

NEED HELP WITH INVESTMENT DECISIONS? WE'VE GOT OPTIONS.



[Transamerica.com/
discover](https://www.transamerica.com/discover)

Find budget and health basics, a primer on investing, and resources for all stages of your life journey.

If you're looking for guidance when it comes to what you can invest in, check out some of these options:

ONTRACK®

The *OnTrack*® tool, which produces Your Retirement Outlook®, can help you personalize your retirement income goal and decide how much to invest. You can access this tool by logging in at

[Transamerica.com/portal/home](https://www.transamerica.com/portal/home). The weather icons generated by the tool give you a real-time snapshot of how your current strategy is working.

Important: The projections or other information generated by the engine (which produces Your Retirement Outlook®) regarding the likelihood of various investment outcomes are hypothetical, do not reflect actual investment results, and are not guarantees of future results. Results derived from the tool may vary with each use and over time. Please visit your plan website for more information regarding the criteria and methodology used, the tool's limitations and key assumptions, and other important information.

TARGET DATE SERIES

How Target Date Funds Work

A glide path charts the course for your investment mix over time.*



*The glide path illustrated in this graph does not represent a specific asset allocation at any given time.

TARGET DATE FUNDS

Each fund targets its investment mix to a specific year. The fund manager chooses and rebalances its holdings based on your time horizon: The farther away from the target date, the higher the allocation to stock; as the target date approaches, the funds gradually shifts their focus toward more conservative bond investments on a schedule called a “**glide path.**” Each fund is designed as a total investment solution, meant to allocate 100% of your account.

These options generally invest in a mix of stocks, bonds, cash equivalents, and potentially other asset classes, either directly or via underlying investments, and may be subject to all of the risks of these asset classes. The allocations become more conservative over time: The percentage of assets allocated to stocks will decrease while the percentage allocated to bonds will increase as the target date approaches. The higher the allocation is to stocks, the greater the risk. The principal value of the investment option is never guaranteed, including at and after the target date.

Fund prospectuses and other information, are available at [Transamerica.com/portal/home](https://www.transamerica.com/portal/home) or you can request one at 800-401-8726.



You can also consider speaking to a financial professional about your specific situation.

YOU CAN ALSO BUILD YOUR OWN PORTFOLIO

You can build your own portfolio by choosing among the “core” funds in your plan. Your plan offers a range of choices that enable you to diversify among various asset classes and investment styles. Prospectuses and fund information are available on your plan website.

Once you determine the investment mix that is right for you, your plan’s **auto-rebalance** service can help you maintain your mix automatically (sign up on your plan website). To create your portfolio, go to the Manage menu in your online account to update Future Allocations (where to invest new contributions) as well as Current Allocations (transfer/exchange existing balances).



Your plan’s funds, performance overview and summaries are also located in the back of this book.

For information on creating an online account, turn to the welcome section of this book.

Please use the Investment Mix worksheet in the back of this book to help you calculate your investment allocations.

3447IM_0120



Pick your own investments

Build your own portfolio with your choice of funds.

INVESTMENT CHOICES: PERFORMANCE OVERVIEW AND SUMMARIES

The Graphic Communications 401(k) Plan - PIA-SC Insurance Services, Inc.

The performance data quoted represents past performance and does not guarantee future results. An investment in these investment choices, other than the Transamerica Stable Value investment choice(s), is subject to market risk. The investment return and principal value of an investment will fluctuate; thus an investor's shares/units, when redeemed, may be worth more or less than their original cost. Current performance may be lower or higher than return data quoted herein. Please go to [Transamerica.com/portal/home](https://www.transamerica.com/portal/home) to obtain performance current to the most recent month-end. Additional information on all the investment choices, including investment strategy, is available on the investment fact sheets. Please refer to the disclosure page for additional information.

ASSET CLASS - INVESTMENT CHOICE	YEAR TO DATE	LAST QUARTER	1 YEAR	Average Annual Total or Since Inception Performance*			Expense Ratio (% of fund assets)
				3 YEARS	5 YEARS	10 YEARS	
PERFORMANCE SHOWN IN PERCENTAGES AS OF 12/31/2019							
SHORT BONDS/STABLE/MMKT†							
STABLE VALUE							
Transamerica Stable Value Core Account (Class: N/A) (*Performance Inception: 01/21/2010)	0.90	0.90	0.90	0.78	0.77	1.02*	0.00
INTERM./LONG-TERM BOND							
INTERMEDIATE-TERM BONDS							
PIMCO Income Ret Acct (Class: Inst)	8.05	2.53	8.05	4.74	5.10	8.47	1.05
State Street U.S. Bond Index Ret Acct (Class: N/A)	8.70	0.17	8.70	4.01	3.03	3.80	0.05
Western Asset Core Plus Bond Ret Acct (Class: IS)	12.33	1.27	12.33	5.80	4.67	5.69	0.42
AGGRESSIVE BONDS							
HIGH YIELD BONDS							
Lord Abbett High Yield Ret Acct (Class: R-6)	15.36	2.79	15.36	5.03	5.71	7.48	0.60
WORLD/FOREIGN BONDS							
Templeton Global Bond Ret Acct (Class: R-6)	1.01	1.60	1.01	1.79	1.59	3.71	0.57
LARGE-CAP STOCKS							
LARGE-CAP VALUE STOCKS							
Columbia Dividend Income Ret Acct (Class: I-3)	28.31	6.64	28.31	14.10	11.22	12.78	0.58
LARGE-CAP BLEND STOCKS							
TA Vanguard Total Stock Market Index Ret Acct (Class: Admiral)	30.80	9.01	30.80	14.55	11.21	13.46	0.04
LARGE-CAP GROWTH STOCKS							
JPMorgan Large Cap Growth Ret Acct (Class: R-6)	39.39	9.70	39.39	24.71	15.52	15.77	0.44
SMALL/MID-CAP STOCKS							
MID-CAP VALUE STOCKS							
MFS Mid Cap Value Ret Acct (Class: R-6)	31.08	7.08	31.08	9.79	8.45	12.80	0.69
MID-CAP BLEND STOCKS							
State Street S&P Mid Cap Index Ret Acct (Class: N/A)	26.16	7.06	26.16	9.22	8.98	12.73	0.04
MID-CAP GROWTH STOCKS							
BlackRock Mid-Cap Growth Equity Ret Acct (Class: K)	36.26	5.49	36.26	23.65	15.82	15.04	0.75
SMALL-CAP VALUE STOCKS							
Wells Fargo Special Small Cap Value Ret Acct (Class: R-6)	28.61	8.41	28.61	7.54	9.06	12.03	0.87
SMALL-CAP BLEND STOCKS							
State Street Russell Small Cap Index Ret Acct (Class: N/A)	25.59	9.91	25.59	8.74	8.36	12.04	0.05
SMALL-CAP GROWTH STOCKS							
Alger Small Cap Focus Ret Acct (Class: Y)	24.59	5.03	24.59	22.62	15.24	14.84	0.85

† See description of this asset class in the investment choices summary section.

Not FDIC Insured | May Lose Value | No Bank Guarantee

PERFORMANCE SHOWN IN PERCENTAGES AS OF 12/31/2019

ASSET CLASS - INVESTMENT CHOICE	YEAR TO DATE	LAST QUARTER	1 YEAR	Average Annual Total or Since Inception Performance*			Expense Ratio (% of fund assets)
				3 YEARS	5 YEARS	10 YEARS	NET
REAL ESTATE							
Neuberger Berman Real Estate Ret Acct (Class: R-6)	32.08	-0.32	32.08	11.99	8.67	12.16	0.76
INTERNATIONAL STOCKS							
WORLD/FOREIGN STOCKS							
American Funds New Perspective Ret Acct (Class: R-6)	30.48	10.15	30.48	16.78	11.45	11.15	0.42
State Street International Index Ret Acct (Class: N/A)	22.39	8.18	22.39	9.91	6.14	5.85	0.05
EMERGING MARKET STOCKS							
State Street Emerging Markets Index Ret Acct (Class: N/A)	18.15	11.76	18.15	11.37	5.43	3.40	0.10
MULTI-ASSET/OTHER							
TARGET DATE INVESTMENT CHOICES							
TA BlackRock Lifepath Index Retirement Ret Acct (Class: N/A) (*Performance Inception: 05/31/2011)	15.61	3.58	15.61	7.35	5.47	5.79*	0.10
TA BlackRock Lifepath Index 2025 Ret Acct (Class: N/A) (*Performance Inception: 05/31/2011)	18.57	4.82	18.57	8.93	6.58	6.94*	0.10
TA BlackRock Lifepath Index 2030 Ret Acct (Class: N/A) (*Performance Inception: 05/31/2011)	20.75	5.88	20.75	9.87	7.21	7.48*	0.10
TA BlackRock Lifepath Index 2035 Ret Acct (Class: N/A) (*Performance Inception: 05/31/2011)	22.82	6.87	22.82	10.78	7.83	7.97*	0.10
TA BlackRock Lifepath Index 2040 Ret Acct (Class: N/A) (*Performance Inception: 05/31/2011)	24.69	7.78	24.69	11.56	8.34	8.43*	0.10
TA BlackRock Lifepath Index 2045 Ret Acct (Class: N/A) (*Performance Inception: 05/31/2011)	26.01	8.39	26.01	12.06	8.65	8.72*	0.10
TA BlackRock Lifepath Index 2050 Ret Acct (Class: N/A) (*Performance Inception: 05/31/2011)	26.58	8.65	26.58	12.22	8.76	8.91*	0.10
TA BlackRock Lifepath Index 2055 Ret Acct (Class: N/A) (*Performance Inception: 05/31/2011)	26.64	8.67	26.64	12.25	8.79	9.05*	0.10
TA BlackRock Lifepath Index 2060 Ret Acct (Class: N/A) (*Performance Inception: 02/29/2016)	26.63	8.67	26.63	12.51	13.87*	N/A	0.10

* Performance shown since inception is from the performance inception date of the separate account or underlying investment as shown on the Investment Choices Performance Overview.

SUMMARIES

SHORT BONDS/STABLE/MMKT

Stable Value Investment Choices: The Transamerica stable value investment choices are backed by the general account of Transamerica Life Insurance Company (TLIC) or Transamerica Financial Life Insurance Company (TFLIC). While TLIC or TFLIC declare rates and back the principal and interest of these investment choices, any guarantees are subject to the claims paying ability of the insurance company. This investment choice is not guaranteed by the FDIC or any other government agency. Although plan participants generally may withdraw assets from the stable value investment choice without restrictions, TLIC/TFLIC may impose a hold period at the contract level in the event of a full contract discontinuance, partial contract discontinuance, or certain transfers. Certain unaffiliated separate account stable value investment choices (which are not supported by an insurance company general account) also may be available for investment under your plan. These stable value investment choices instead invest in stable value fund bank collective investment trusts. These stable value investment choices may be subject to book value adjustments for withdrawals under certain circumstances, and the fees associated with stable value investment choices generally reflect different crediting rate/charge structure combinations.

**See Disclosure Page for more details.

SUMMARIES (CONTINUED)

STABLE VALUE

Transamerica Stable Value Core Account (Class: N/A)

Inception Date: 12/31/2009

Investment Objective: Best suited for investors seeking a stable return and safety of principal.

A hold period can apply on the plan's assets in a Stable Value investment choice, although participant-directed transactions will continue to be processed. If a plan sponsor wishes to remove a Transamerica Stable Value investment choice as an option from the plan, then depending on the contract, TLIC/TFLIC may impose a hold for up to a 270-day period on the Stable Value investment choice assets at the plan level if the most recently announced upcoming credited rate has increased or has not changed. Transamerica will provide at least 45 days advance notice of any interest rate change for each semi-annual period. Additionally, under limited circumstances, Transamerica may impose up to a 12-month delay period on all withdrawal requests from all plan sponsors at the plan level.

INTERM./LONG-TERM BOND

INTERMEDIATE-TERM BONDS

PIMCO Income Ret Acct (Class: Inst)

Inception Date: 03/15/2017

Expense Type: Type 49**

Advisor: Pacific Investment Management Company, LLC

Investment Objective: The investment seeks to maximize current income; long-term capital appreciation is a secondary objective.

State Street U.S. Bond Index Ret Acct (Class: N/A)

Inception Date: 03/15/2017

Expense Type: Type 48**

Advisor: State Street Global Advisors

Investment Objective: The Fund seeks an investment return that approximates as closely as practicable, before expenses, the performance of the Barclays U.S. Aggregate Bond Index (the "Index") over the long term.

Western Asset Core Plus Bond Ret Acct (Class: IS)

Inception Date: 03/15/2017

Expense Type: Type 49**

Advisor: Legg Mason Partners Fund Advisor, LLC

Subadvisor: Western Asset Management Company Pte Ltd. - Singapore

Investment Objective: The investment seeks to maximize total return, consistent with prudent investment management and liquidity needs.

AGGRESSIVE BONDS

HIGH YIELD BONDS

Lord Abbett High Yield Ret Acct (Class: R-6)

Inception Date: 03/15/2017

Expense Type: Type 49**

Advisor: Lord, Abbett & Co LLC

Investment Objective: The investment seeks a high current income and the opportunity for capital appreciation to produce a high total return.

WORLD/FOREIGN BONDS

Templeton Global Bond Ret Acct (Class: R-6)

Inception Date: 03/15/2017

Expense Type: Type 49**

Advisor: Franklin Advisers, Inc.

Investment Objective: The investment seeks current income with capital appreciation and growth of income.

LARGE-CAP STOCKS

LARGE-CAP VALUE STOCKS

Columbia Dividend Income Ret Acct (Class: I-3)

Inception Date: 03/15/2018

Expense Type: Type 49**

Advisor: Columbia Mgmt Investment Advisers, LLC

Investment Objective: The investment seeks total return, consisting of current income and capital appreciation.

**See Disclosure Page for more details.

SUMMARIES (CONTINUED)

LARGE-CAP BLEND STOCKS

TA Vanguard Total Stock Market Index Ret Acct (Class: Admiral)

Inception Date: 03/15/2017

Expense Type: Type 49**

Trading Restrictions: Type A**

Advisor: Vanguard Group Inc

Investment Objective: The investment seeks to track the performance of a benchmark index that measures the investment return of the overall stock market.

LARGE-CAP GROWTH STOCKS

JPMorgan Large Cap Growth Ret Acct (Class: R-6)

Inception Date: 03/15/2017

Expense Type: Type 49**

Advisor: J.P. Morgan Investment Management, Inc.

Investment Objective: The investment seeks long-term capital appreciation.

SMALL/MID-CAP STOCKS

MID-CAP VALUE STOCKS

MFS Mid Cap Value Ret Acct (Class: R-6)

Inception Date: 03/15/2017

Expense Type: Type 49**

Advisor: Massachusetts Financial Services Company

Investment Objective: The investment seeks capital appreciation.

MID-CAP BLEND STOCKS

State Street S&P Mid Cap Index Ret Acct (Class: N/A)

Inception Date: 03/15/2017

Expense Type: Type 48**

Advisor: State Street Global Advisors

Investment Objective: The Fund seeks an investment return that approximates as closely as practicable, before expenses, the performance of the S&P MidCap 400 Index (the "Index") over the long term.

MID-CAP GROWTH STOCKS

BlackRock Mid-Cap Growth Equity Ret Acct (Class: K)

Inception Date: 09/15/2018

Expense Type: Type 49**

Advisor: BlackRock Advisors LLC

Investment Objective: The investment seeks long-term capital appreciation.

SMALL-CAP VALUE STOCKS

Wells Fargo Special Small Cap Value Ret Acct (Class: R-6)

Inception Date: 03/15/2017

Expense Type: Type 49**

Trading Restrictions: Type A**

Advisor: Wells Fargo Funds Management LLC

Investment Objective: The investment seeks long-term capital appreciation.

SMALL-CAP BLEND STOCKS

State Street Russell Small Cap Index Ret Acct (Class: N/A)

Inception Date: 03/15/2017

Expense Type: Type 48**

Advisor: State Street Global Advisors

Investment Objective: The Fund seeks an investment return that approximates as closely as practicable, before expenses, the performance of the Russell 2000 Index (the "Index") over the long term.

SMALL-CAP GROWTH STOCKS

Alger Small Cap Focus Ret Acct (Class: Y)

Inception Date: 09/15/2018

Expense Type: Type 49**

Advisor: Fred Alger Management, LLC

Investment Objective: The investment seeks long-term capital appreciation.

**See Disclosure Page for more details.

SUMMARIES (CONTINUED)

REAL ESTATE

Neuberger Berman Real Estate Ret Acct (Class: R-6)

Inception Date: 03/15/2017

Expense Type: Type 49**

Advisor: Neuberger Berman Investment Advisers LLC

Investment Objective: The investment seeks total return through investment in real estate securities, emphasizing both capital appreciation and current income.

INTERNATIONAL STOCKS

WORLD/FOREIGN STOCKS

American Funds New Perspective Ret Acct (Class: R-6)

Inception Date: 03/15/2017

Expense Type: Type 49**

Advisor: Capital Research and Management Company

Investment Objective: The investment seeks long-term growth of capital; future income is a secondary objective.

State Street International Index Ret Acct (Class: N/A)

Inception Date: 03/15/2017

Expense Type: Type 48**

Advisor: State Street Global Advisors

Investment Objective: The Fund seeks an investment return that approximates as closely as practicable, before expenses, the performance of the MSCI ACWI ex-USA Index (the "Index") over the long term.

EMERGING MARKET STOCKS

State Street Emerging Markets Index Ret Acct (Class: N/A)

Inception Date: 03/15/2017

Expense Type: Type 48**

Advisor: State Street Global Advisors

Investment Objective: The Fund seeks an investment return that approximates as closely as practicable, before expenses, the performance of the MSCI Emerging Markets Index (the "Index") over the long term.

MULTI-ASSET/OTHER

TARGET DATE INVESTMENT CHOICES

TA BlackRock Lifepath Index Retirement Ret Acct (Class: N/A)

Inception Date: 03/15/2017

Expense Type: Type 49**

Advisor: BlackRock Institutional Trust Company NA

Investment Objective: The Fund will be broadly diversified across global asset classes, with asset allocations becoming more conservative over time if the Fund has a year in its name.

TA BlackRock Lifepath Index 2025 Ret Acct (Class: N/A)

Inception Date: 03/15/2017

Expense Type: Type 49**

Advisor: BlackRock Institutional Trust Company NA

Investment Objective: The Fund will be broadly diversified across global asset classes, with asset allocations becoming more conservative over time if the Fund has a year in its name.

TA BlackRock Lifepath Index 2030 Ret Acct (Class: N/A)

Inception Date: 03/15/2017

Expense Type: Type 49**

Advisor: BlackRock Institutional Trust Company NA

Investment Objective: The Fund will be broadly diversified across global asset classes, with asset allocations becoming more conservative over time if the Fund has a year in its name.

TA BlackRock Lifepath Index 2035 Ret Acct (Class: N/A)

Inception Date: 03/15/2017

Expense Type: Type 49**

Advisor: BlackRock Institutional Trust Company NA

Investment Objective: The Fund will be broadly diversified across global asset classes, with asset allocations becoming more conservative over time if the Fund has a year in its name.

**See Disclosure Page for more details.

SUMMARIES (CONTINUED)

TA BlackRock Lifepath Index 2040 Ret Acct (Class: N/A)

Inception Date: 03/15/2017

Expense Type: Type 49**

Advisor: BlackRock Institutional Trust Company NA

Investment Objective: The Fund will be broadly diversified across global asset classes, with asset allocations becoming more conservative over time if the Fund has a year in its name.

TA BlackRock Lifepath Index 2045 Ret Acct (Class: N/A)

Inception Date: 03/15/2017

Expense Type: Type 49**

Advisor: BlackRock Institutional Trust Company NA

Investment Objective: The Fund will be broadly diversified across global asset classes, with asset allocations becoming more conservative over time if the Fund has a year in its name.

TA BlackRock Lifepath Index 2050 Ret Acct (Class: N/A)

Inception Date: 03/15/2017

Expense Type: Type 49**

Advisor: BlackRock Institutional Trust Company NA

Investment Objective: The Fund will be broadly diversified across global asset classes, with asset allocations becoming more conservative over time if the Fund has a year in its name.

TA BlackRock Lifepath Index 2055 Ret Acct (Class: N/A)

Inception Date: 03/15/2017

Expense Type: Type 49**

Advisor: BlackRock Institutional Trust Company NA

Investment Objective: The Fund will be broadly diversified across global asset classes, with asset allocations becoming more conservative over time if the Fund has a year in its name.

TA BlackRock Lifepath Index 2060 Ret Acct (Class: N/A)

Inception Date: 03/15/2017

Expense Type: Type 49**

Advisor: BlackRock Institutional Trust Company NA

Investment Objective: The Fund will be broadly diversified across global asset classes, with asset allocations becoming more conservative over time if the Fund has a year in its name.

**See Disclosure Page for more details.

DISCLOSURES

The separate account investment choices offered are exempt from registration with the SEC; therefore, no prospectuses are filed for them. However, certain of the separate account investment choices, other than the Stable Value investment choice(s) and Collective Investment Trusts, invest in mutual funds which are subject to SEC registration.

Registered funds are available by prospectus only. Any mutual fund offered under the plan is distributed by that particular fund's associated fund family and its affiliated broker-dealer or other broker-dealers with effective selling agreements such as Transamerica Investors Securities Corporation (TISC), member FINRA, 440 Mamaroneck Avenue, Harrison, NY 10528. For more information on any registered fund, please call Transamerica Retirement Solutions at 800-755-5801 for a free summary prospectus (if available) and/or prospectus. All investments involve risk, including loss of principal, and there is no guarantee of profits. You should consider the objectives, risks, charges, and expenses of an investment carefully before investing. The summary prospectus and prospectus contain this and other information. Read them carefully before you invest. All Transamerica companies identified are affiliated, but are not affiliated with your employer.

Certain accounts are operated by persons who have claimed an exclusion, granted to operators of insurance companies and their separate accounts, from registration as a "commodity pool operator" with respect to the accounts under the Commodity Exchange Act, and therefore, are not subject to registration or regulation with respect to the accounts under the Commodity Exchange Act.

PERFORMANCE

The performance data given represents past performance and should not be considered indicative of future results. An investment in these investment choices, other than the Transamerica Stable Value investment choice(s), is subject to market risk. Principal value and investment return will fluctuate, so that an investor's shares, when redeemed, may be worth more or less than the original investment. Current performance may be lower or higher than the performance quoted herein. Separate account investment choice statistics change over time. The investment choice is not FDIC insured, may lose value and is not guaranteed by a bank or other financial institution.

Performance shown is average annual total separate account investment choice returns (except last quarter and year-to-date) for the period indicated, net of the total operating expenses of the separate account and underlying investment (if applicable) as listed on the Investment Choices Performance Overview. Performance returns reflect reinvestment of dividends and capital gains

DISCLOSURES (CONTINUED)

distributions. Performance does not reflect the deduction of any applicable contract asset charge, discontinuance charge or service fee. Application of the contract asset charge and any discontinuance charges or service fees deducted from an account would reduce a participant's return.

For separate account investment choices invested in mutual fund shares, except as otherwise indicated, historical performance prior to the separate account investment choice inception date is hypothetical and calculated utilizing past performance for the underlying mutual fund with the deduction of the separate account fees reflected.

Performance shown since inception is from the performance inception date of the separate account or underlying investment as shown on the Investment Choices Performance Overview.

ASSET CLASSES

The investment choices have been assigned to various asset classes by Transamerica Retirement Solutions. They may not be representative of that particular asset class in the future.

EXPLANATION OF INVESTMENT STYLES AND RISKS

Stable Value: *An investment that seeks to preserve principal, and provide consistent returns and liquidity. Stable value investment choices seek capital preservation, but they do carry potential risks. Stable value investment choices may be comprised of or may invest in annuity or investment contracts issued by life insurance companies, banks, and other financial institutions. Stable value investment choices are subject to the risk that the insurance company or other financial institution will fail to meet its commitments, and are also subject to general bond market risks, including interest rate risk and credit risk.*

Intermediate-Term Bonds: *Debt securities issued by governments, corporations, and others, typically with durations of 3.5 to 6 years. The value of bonds changes in response to changes in economic conditions, interest rates, and the creditworthiness of individual issuers. Bonds can lose value as interest rates rise, and an investor can lose principal.*

High-Yield Bonds: *Lower-rated debt securities (commonly referred to as junk bonds). High-yield bonds involve additional risks because of the lower credit quality of the securities. The investor should be aware of the possible higher level of volatility and increased risk of default.*

World/Foreign Bonds: *An investment category that mostly comprises debt securities issued by entities primarily (world, a.k.a. global) or exclusively (foreign, a.k.a. international) outside the United States and involving special additional risks. The risks of world/foreign bonds include, but are not limited to, currency risk, political risk, and risk associated with varying accounting standards. Investing in emerging or developing markets may accentuate these risks. Also, the value of bonds changes in response to changes in economic conditions, interest rates, and the creditworthiness of individual issuers. Bonds can lose value as interest rates rise, and an investor can lose principal.*

Large-Cap Value Stocks: *An investment category that mostly comprises stocks of large companies that are believed to be priced below what they are really worth. Stocks have historically offered the potential for greater long-term returns, but also entail greater short-term risks than other investments. Value stocks may be subject to special risks that have caused the stocks to be out of favor and undervalued in the opinion of the portfolio managers who invest in them.*

Large-Cap Blend Stocks: *An investment category that mostly comprises both value and growth stocks of large companies. Stocks have historically offered the potential for greater long-term returns, but also entail greater short-term risks than other investments. Blend strategies are subject to both growth and value risks.*

Large-Cap Growth Stocks: *An investment category that mostly comprises stocks of large companies whose earnings are expected to grow more quickly than the market average. Stocks have historically offered the potential for greater long-term returns, but also entail greater short-term risks than other investments. Most growth investments offer higher potential capital appreciation but usually at above-average risk. Growth stocks can perform differently than other types of stocks and the market as a whole and can be more volatile than other types of stocks.*

Mid-Cap Value Stocks: *An investment category that mostly comprises stocks of mid-size companies that are believed to be priced below what they are really worth. Stocks have historically offered the potential for greater long-term returns, but also entail greater short-term risks than other investment choices. Mid-cap stocks may be more vulnerable to market downturns, and their prices could be more volatile than those of larger companies. Value stocks may be subject to special risks that have caused the stocks to be out of favor and undervalued in the opinion of the portfolio managers who invest in them.*

Mid-Cap Blend Stocks: *An investment category that mostly comprises a blend of value and growth stocks of mid-size companies. Stocks have historically offered the potential for greater long-term returns, but also entail greater short-term risks*

DISCLOSURES (CONTINUED)

than other investment choices. Mid-cap shares may be more vulnerable to market downturns, and their prices could be more volatile, than those of larger companies. Blend strategies are subject to both growth and value risks.

Mid-Cap Growth Stocks: An investment category that mostly comprises stocks of mid-size companies whose earnings are expected to rise faster than the market average. Stocks have historically offered the potential for greater long-term returns, but also entail greater short-term risks than other investment choices. Mid-cap stocks may be more vulnerable to market downturns, and their prices could be more volatile than those of larger companies. Most growth investments offer higher potential capital appreciation but usually at above-average risk. Growth stocks can perform differently than other types of stocks and the market as a whole and can be more volatile than other types of stocks.

Small-Cap Value Stocks: An investment category that mostly comprises stocks of small companies that are believed to be priced below what they are really worth. Stocks of small companies involve additional risks, including a higher risk of failure, and are not as well established as large, blue-chip companies. Historically, small-company stocks have experienced greater price volatility than the overall market. Value stocks may be subject to special risks that have caused the stocks to be out of favor and undervalued in the opinion of the portfolio managers who invest in them.

Small-Cap Blend Stocks: An investment category that mostly comprises a blend of both value and growth stocks of small companies. Stocks of small companies involve additional risks, including a higher risk of failure, and are not as well established as large, blue-chip companies. Historically, small-company stocks have experienced greater price volatility than the overall market. Blend strategies are subject to both growth and value risks.

Small-Cap Growth Stocks: An investment category that mostly comprises stocks of small companies whose earnings are expected to rise faster than the market average. Small-company stocks involve additional risks, including a higher risk of failure, and are not as well established as large, blue-chip companies. Historically, small-company stocks have experienced greater price volatility than the overall market average. Growth stocks can perform differently than other types of stocks and the market as a whole and can be more volatile than other types of stocks.

Real Estate: This investment category focuses primarily on stocks offered by public real estate companies, for example, real estate investment trusts (REITs). Real estate securities are subject to the risks of owning real estate, including changes in real estate values and property taxes, interest rates, and cash flow of the underlying real estate assets. Investments that concentrate in particular real estate sectors, such as a region or industry, may be subject to greater volatility.

World/Foreign Stocks: This investment category focuses on stocks of companies primarily (world, a.k.a. global) or exclusively (foreign, a.k.a. international) outside the United States and involves special additional risks. The risks of world /foreign stocks include, but are not limited to, currency risk, political risk, and risk associated with varying accounting standards. Investing in emerging, or developing, markets may accentuate these risks.

Emerging Market Stocks: This investment category focuses on stocks of companies in emerging or developing countries or regions. Emerging market stocks involve special additional risks, including but not limited to, currency risk, political risk, and risk associated with varying accounting standards. Historically, emerging market stocks have experienced a greater degree of price volatility than stocks from developed markets.

Target Date Investment Choices: Target date options generally invest in a mix of stocks, bonds, cash equivalents, and potentially other asset classes, either directly or via underlying investments, and may be subject to all of the risks of these asset classes. The investment choices' allocations become more conservative over time: The percentage of assets allocated to stocks will decrease while the percentage allocated to bonds will increase as the target date approaches. The higher the allocation is to stocks, the greater the risk. The principal value of the investment option is never guaranteed, including at and after the target date.

CHARGES, FEES, AND EXPENSES

Deposits made by plan participants are not subject to any front-end loads/sales fees of the underlying mutual fund. Therefore, such fees are not reflected in the performance reported.

Type 48: The expense ratio quoted reflects the maximum total operating expenses of the investment choice, which include the underlying TLIC Separate Account Maintenance Charge, assessed by Transamerica (if applicable). For separate accounts that invest in underlying investments, the expense ratio also includes any expenses collected by the underlying investment, if applicable. There may also be charges to your balance in the separate accounts for contract asset charges or service fees, as applicable under your contract, which are not reflected on the fact sheets.

Type 49: The expense ratio quoted reflects the maximum total operating expenses of the investment choice, which reflects the total operating expenses of the underlying investment, net of any fee waivers. There may also be charges to your balance in the

DISCLOSURES (CONTINUED)

separate accounts for contract asset charges or service fees, as applicable under your contract, which are not reflected on the fact sheets.

CONTRACT TERMINATION CHARGES

Depending on the features elected by your plan a discontinuance charge may apply at the time the investment contract is terminated.

CONTRACT ASSET CHARGES (CACs)

Contract asset charges (CACs) are assessed each Month according to the terms of the plan's contract and vary based upon the amount of assets held under the contract on the 15th of each month. Based on the plan asset information provided to Transamerica, the initial monthly CAC rate assessed to the plan is estimated to be 0.1033%.

Plan sponsors should consult their contract and participants should consult their enrollment kit for the CAC charges applicable to their plan.

Note, the commission option selected by your plan's broker will affect the contract asset charges payable under the group variable annuity contract.

TRADING RESTRICTIONS

The ability to exchange units of the separate account may be restricted in the event that a sponsor or participant engages in trading patterns which are detrimental to the separate account or the underlying investment.

Investment choices may be subject to certain transfer restrictions. Participant-directed transfers into this contract account may be limited. Additionally, plan-level restrictions may apply. Automatic scheduled transactions such as payroll contributions, loan repayment, etc. may not be subject to these restrictions. However, you may transfer funds out of this contract account at any time. These restrictions may be changed at any time to comply with any restrictions on trading imposed by the underlying mutual fund.

Type A: Transfers into the investment choice are restricted for a rolling 30-day period once a transfer out has been made.

ADDITIONAL NOTES

- The information contained in the investment choice performance overview and the attached investment profiles is date-sensitive and only valid for the current quarter. This information is generally updated quarterly. You should obtain updated information from your plan administrator to ensure you have the most current information.
- This material was written in English. If there is any dispute or discrepancy due to the translation, the English version will be controlling.
- This material was prepared for general distribution. It is being provided for informational purposes only and should not be viewed as an investment recommendation. If you need advice regarding your particular investment needs, contact your financial professional.
- *Plan related recordkeeping and administration services are provided by Transamerica Retirement Solutions, LLC (Transamerica). The investment choices are available through a contract issued by Transamerica Financial Life Insurance Company ("TFLIC"), 440 Mamaroneck Avenue, Harrison, New York 10528, or Transamerica Financial Life Insurance Company ("TFLIC"), TA-AP-2001-CONT or TA-PC-2000-CONT. Transamerica is an affiliate of TFLIC and TLIC. TFLIC is not authorized and does not do business in the following jurisdictions: Guam, Puerto Rico, and the U.S. Virgin Islands. TLIC is not authorized in New York and does not do business in New York. Contract form and number may vary, and these investment choices may not be available in all jurisdictions. Fees and charges may apply. Certain limitations on the number of investment choices for your plan will still apply. For complete information, contact your Transamerica representative.*
- Transamerica Stable Value Core Account - Performance shown for the Transamerica Stable Value Core Account is the annual effective credited rate for the period shown. Application of the contract asset charge and any discontinuance charges or service fees deducted from an account would reduce a participant's return. The Transamerica Stable Value Core Account is available under contract form number TA-AP-2001-CONT, a group variable annuity contract issued by Transamerica Financial Life Insurance Company ("TFLIC"), 440 Mamaroneck Avenue, Harrison, New York 10528. TFLIC is not authorized and does not do business in the following jurisdictions: Guam, Puerto Rico, and the U.S. Virgin Islands. The Transamerica Stable Value Core Account is an investment choice held by the general account of TFLIC. The assets in the general account are supported by the financial stability of TFLIC. While TFLIC declares interest rates and backs the principal and interest of this investment choice, any guarantees are subject to the claims paying ability of the insurance company. Although plan participants generally may withdraw assets from the Stable Value investment choice without restrictions, a hold can apply on the plan's assets in a Stable Value investment choice. If a plan sponsor wishes to remove a Transamerica Stable Value investment choice as an option from the plan, then depending on the contract, TFLIC may impose a hold for up to a 270-day period on the Stable Value investment choice assets at the plan level if the most recently announced upcoming credited rate has increased or has not changed. Transamerica will provide at least 45 days advance notice of any interest rate change for each semi-annual period. Additionally, under limited circumstances, Transamerica may impose up to a 12-month delay period on all withdrawal requests

DISCLOSURES (CONTINUED)

from all plan sponsors at the plan level.

Enroll in your plan online or over the phone to set up or make changes to your contribution rate, investment choices, and future contribution elections.

ENROLL ONLINE

Have your Social Security number and a personal email address ready. Providing a personal email address is important so we can keep in touch about your account.

1. Visit **Transamerica.com/portal/home**.
2. Click the red log in button.
3. Click "Create an account".
4. Follow the secure steps to create your account.
5. Sign in to your account to see the "My Profile" menu on the top of the screen.
6. Click on "**My Profile**", and then select "**Personal Information**".
7. From this page, you can verify your personal information, address, and enter phone numbers for activity alerts.

Tip: Consider signing up for alerts to receive email, phone, or text notifications when changes are made to your account.

ENROLL OVER THE PHONE

Call us to enroll in your plan and register with *Transamerica Voice Pass*. This will allow you to set up a voice biometric password for your account so you won't have to remember codes or PINs with our interactive voice response system.

When you speak with one of our representatives, ask them about restricting online access (if you do not want to enroll online) and adding a security question or phrase for all phone access to your account.

1. Call **800-401-8726**.
2. Follow the prompts to set up a voice password. This voice biometrics password can save time and provide an additional layer of security — you'll be asked for it every time you call us.
3. We recommend you choose a self-selected security question for all over-the-phone account access.

Please Note: You can enroll today or any day in the future. Generally, the contribution you elect will go into effect on the plan's next entry date; however, you will need to check with your employer to find out the exact date your payroll deductions will start. Refer to your enrollment workbook or Summary Plan Description for your plan's specific entry dates.

By completing the enrollment process online, you are authorizing payroll deduction of plan contributions. Authorization of plan contributions constitutes a "cash or deferred arrangement" under section 401(k) of the Internal Revenue Code and such contributions are subject to the withdrawal restrictions of the plan.

Contributions made to the plan are subject to certain limitations imposed by Federal law and these contributions may be refunded to comply with these laws. By submitting this authorization online, you understand that neither PIA-SC Insurance Services, Inc., the plan trustee, their affiliates nor their investment choices are liable for any loss when acting upon your instructions believed to be genuine.

This worksheet is designed to help you enter your investment selections during the enrollment process. Please don't submit this worksheet.

OPTION A: TARGET DATE SERIES

The Target Date Series investment choices are designed for you to allocate 100% of your contribution to the one investment choice that most closely matches your projected retirement date. These investment options are diversified and structured to grow more conservative as the investment option's target date approaches.

Select only one, otherwise, proceed to Option B.

TARGET DATE FUND NAME:	SELECT ONE:
R3CM TA BlackRock Lifepath Index Retirement Ret Acct (Class: N/A)	<input type="checkbox"/> 100%
R3CR TA BlackRock Lifepath Index 2025 Ret Acct (Class: N/A)	<input type="checkbox"/> 100%
R3CT TA BlackRock Lifepath Index 2030 Ret Acct (Class: N/A)	<input type="checkbox"/> 100%
R3CV TA BlackRock Lifepath Index 2035 Ret Acct (Class: N/A)	<input type="checkbox"/> 100%
R3CX TA BlackRock Lifepath Index 2040 Ret Acct (Class: N/A)	<input type="checkbox"/> 100%
R3CZ TA BlackRock Lifepath Index 2045 Ret Acct (Class: N/A)	<input type="checkbox"/> 100%
R3D3 TA BlackRock Lifepath Index 2050 Ret Acct (Class: N/A)	<input type="checkbox"/> 100%
R3D5 TA BlackRock Lifepath Index 2055 Ret Acct (Class: N/A)	<input type="checkbox"/> 100%
R3D7 TA BlackRock Lifepath Index 2060 Ret Acct (Class: N/A)	<input type="checkbox"/> 100%

OPTION B: CREATE YOUR OWN INVESTMENT PORTFOLIO

If you prefer to create your own investment portfolio, just select from the following available investment choices. All elections must be in whole percentages and total 100%. If you elect to join the plan and fail to make an investment election, or your elections do not equal 100%, your contribution will be invested in the Target Date Series that most closely matches a projected retirement age at 65.

ASSET CLASS	SUB ASSET CLASS	INVESTMENT CHOICE	% OF CONTRIBUTION
SHORT BONDS/STABLE/MMKT			
STABLE VALUE		Q1QV Transamerica Stable Value Core Account (Class: N/A)	_____ .0%
INTERM./LONG-TERM BOND			
INTERMEDIATE-TERM BONDS		R3NR PIMCO Income Ret Acct (Class: Inst)	_____ .0%
		R3BV State Street U.S. Bond Index Ret Acct (Class: N/A)	_____ .0%
		R3Q9 Western Asset Core Plus Bond Ret Acct (Class: IS)	_____ .0%
AGGRESSIVE BONDS			
HIGH YIELD BONDS		R3NG Lord Abbett High Yield Ret Acct (Class: R-6)	_____ .0%
WORLD/FOREIGN BONDS		R3KB Templeton Global Bond Ret Acct (Class: R-6)	_____ .0%
LARGE-CAP STOCKS			
LARGE-CAP VALUE STOCKS		R443 Columbia Dividend Income Ret Acct (Class: I-3)	_____ .0%
LARGE-CAP BLEND STOCKS		R3ER TA Vanguard Total Stock Market Index Ret Acct (Class: Admiral)	_____ .0%
LARGE-CAP GROWTH STOCKS		R3LS JPMorgan Large Cap Growth Ret Acct (Class: R-6)	_____ .0%

ASSET CLASS	SUB ASSET CLASS	INVESTMENT CHOICE	% OF CONTRIBUTION
SMALL/MID-CAP STOCKS			
	MID-CAP VALUE STOCKS	R3PV MFS Mid Cap Value Ret Acct (Class: R-6)	_____0%
	MID-CAP BLEND STOCKS	R3BT State Street S&P Mid Cap Index Ret Acct (Class: N/A)	_____0%
	MID-CAP GROWTH STOCKS	R4B6 BlackRock Mid-Cap Growth Equity Ret Acct (Class: K)	_____0%
	SMALL-CAP VALUE STOCKS	R3T3 Wells Fargo Special Small Cap Value Ret Acct (Class: R-6)	_____0%
	SMALL-CAP BLEND STOCKS	R3BP State Street Russell Small Cap Index Ret Acct (Class: N/A)	_____0%
	SMALL-CAP GROWTH STOCKS	R4AL Alger Small Cap Focus Ret Acct (Class: Y)	_____0%
	REAL ESTATE	R3S5 Neuberger Berman Real Estate Ret Acct (Class: R-6)	_____0%
INTERNATIONAL STOCKS			
	WORLD/FOREIGN STOCKS	R3HJ American Funds New Perspective Ret Acct (Class: R-6)	_____0%
		R3BR State Street International Index Ret Acct (Class: N/A)	_____0%
	EMERGING MARKET STOCKS	R3C3 State Street Emerging Markets Index Ret Acct (Class: N/A)	_____0%
MULTI-ASSET/OTHER			
	TARGET DATE INVESTMENT CHOICES	R3CM TA BlackRock Lifepath Index Retirement Ret Acct (Class: N/A)	_____0%
		R3CR TA BlackRock Lifepath Index 2025 Ret Acct (Class: N/A)	_____0%
		R3CT TA BlackRock Lifepath Index 2030 Ret Acct (Class: N/A)	_____0%
		R3CV TA BlackRock Lifepath Index 2035 Ret Acct (Class: N/A)	_____0%
		R3CX TA BlackRock Lifepath Index 2040 Ret Acct (Class: N/A)	_____0%
		R3CZ TA BlackRock Lifepath Index 2045 Ret Acct (Class: N/A)	_____0%
		R3D3 TA BlackRock Lifepath Index 2050 Ret Acct (Class: N/A)	_____0%
		R3D5 TA BlackRock Lifepath Index 2055 Ret Acct (Class: N/A)	_____0%
		R3D7 TA BlackRock Lifepath Index 2060 Ret Acct (Class: N/A)	_____0%

Total for all investment choices must equal 100%: 100.0%

SOCIAL SECURITY NO.: _____ - _____ - _____

Four Simple Steps

1. Contact your plan administrator or refer to your Summary Plan Description to make sure you're eligible to roll over your plan account balance from a prior qualified retirement plan.
2. Contact your prior company and request a rollover distribution. If you have an Individual Retirement Account (IRA), contact the investment manager [custodian] for your IRA and request a withdrawal. Be sure to have the distribution check made payable to Transamerica, FBO "Reference Your Name" (e.g., Transamerica, FBO Jane Doe) and have it sent directly to you.
3. Complete the Rollover Form below.
4. Submit the Rollover Form along with the distribution check to Transamerica for processing.

You must first enroll into the plan and designate a beneficiary

1. EMPLOYEE INFORMATION (PLEASE PRINT)

Married Not Married

First Name: _____ M.I. _____

Last Name: _____

Mailing Address: _____ Apt. No. _____

City: _____ State: _____ Zip Code: _____

Telephone Number: _____ Email Address: _____

Date of Birth: _____ Date of Hire: _____

2. PREVIOUS PLAN/IRA INFORMATION

Name of prior plan _____

TYPE OF PLAN (MARK ONE)*					
<input type="checkbox"/> 401(k)	<input type="checkbox"/> 403(a)	<input type="checkbox"/> 403(b)	<input type="checkbox"/> Profit Sharing Plan	<input type="checkbox"/> Defined Benefit Plan	<input type="checkbox"/> Money Purchase Plan
<input type="checkbox"/> Gov't. 457	<input type="checkbox"/> Conduit IRA	<input type="checkbox"/> Traditional IRA	<input type="checkbox"/> Simple IRA	<input type="checkbox"/> SEP IRA	
FOR ROTH 401(K) ROLLOVERS:		<input type="checkbox"/> Roth 401(k) Direct	Please complete the information below. This information should have been provided by your rollover institution.		
		<input type="checkbox"/> Roth 401(k) Indirect (earnings only permitted)	Year of First Roth 401(k) Contribution _____		
			Roth Contribution Basis _____ <i>(This is the non-taxable portion of your distribution)</i>		

* Your plan may not accept rollovers from all plan types listed above. Contact your plan administrator to make sure your rollover qualifies. The tax costs with a Roth IRA conversion can be significant. Contributions are subject to taxes that were previously deducted, including any accumulated earnings. You may also be pushed into a higher tax bracket, especially if converting a large amount of money.

PREVIOUS PLAN/IRA INFORMATION CONTACT:

First Name _____ M.I. _____

Last Name _____

Mailing Address _____ Apt. No. _____

City _____ State _____ Zip Code _____

Telephone Number _____

3. TAX INFORMATION

- All of this distribution amount would be taxable to me if I did not roll it over.
- This rollover includes after-tax contributions in the amount of \$ _____.
The remainder would be taxable income to me if I did not roll it over.
- No part of this rollover is a minimum required distribution.
- No part of this rollover is a hardship withdrawal.
- All of this distribution is a Roth 401(k) rollover.

Please note the following important information:

- 5. Transamerica cannot accept after-tax amounts if the cost basis is not provided. If you are unsure of your after-tax cost basis, contact your previous plan administrator to obtain/confirm this information. If this information is not received, it will be assumed that the deposit represents pretax amounts only.
- 6. If you are already enrolled in the plan, your incoming rollover will be invested according to your existing investment allocation for payroll contributions.
- 7. If you are not enrolled in the plan, or your elections do not equal 100%, your incoming rollover will be invested in the Target Date Series that most closely matches a projected retirement age at 65. *You can subsequently reallocate your investment at any time, subject to plan provisions.*

4. EMPLOYEE AUTHORIZATION

I wish to contribute a single sum rollover in the amount of \$ _____, which represents a distribution from another qualified retirement plan. **A check made payable to Transamerica, FBO "Reference Your Name" (e.g., Transamerica, FBO Jane Doe) is attached.** I understand the withdrawal restrictions that apply to these contributions.

Employee Signature _____ Date _____

SUBMIT SIGNED FORM TO:

Transamerica, PASS Processing Center
JPMorgan Chase - Lockbox Processing, Transamerica 28566
4 Chase Metrotech Center 7th floor East
Brooklyn, NY 11245 Fax#: 866-846-2236

Once this form has been completed with all of the necessary information and required signatures, please forward to the Transamerica Processing Center. Please list the name, contract # and SSN last 4 digits on the check & any other documents sent with the rollover form.

Be sure to keep a photocopy for your records.

PASS AUTHORIZATION:

I authorize these rollover funds to be deposited into the participant's account.

PASS Signature _____ Date _____

FOR PLAN ADMINISTRATOR USE ONLY:

Transamerica, PASS Processing Center
JPMorgan Chase - Lockbox Processing Transamerica 28566
4 Chase Metrotech Center 7th floor East
Brooklyn, NY 11245 Fax#: 866-846-2236

**IMPORTANT UPDATE
INDIRECT ROLLOVER PERIOD EXTENDED FOR CERTAIN LOAN
OFFSETS EFFECTIVE FOR PLAN YEARS BEGINNING AFTER DECEMBER 31, 2017**

If you received a distribution that included the taxable portion of your outstanding loan balance, prior law allowed you to avoid tax on your loan balance by using outside funds to roll over your loan balance to an IRA or eligible employer plan within 60 days of the distribution.

Effective for taxable years after December 31, 2017, the 2017 tax reform legislation (H.R. 1) extended the current 60 day period to your federal tax filing deadline, including extensions, for the year in which your distribution is made. This extended rollover period is only available if your loan balance was taxable due to your severance from employment or termination of the plan, and only to the extent of the taxable amount of your loan default.

This Important Update notifies you of the extended rollover period. If you are taking advantage of the new law and your rollover consists of the taxable balance of your loan, further documentation may be requested. This request would be in addition to the documentation provided to evidence that your rollover is from an eligible employer plan. Please contact your advisor or the institution from which you received your distribution to obtain the requested information.

THE FINE PRINT


Transamerica Retirement Solutions is prohibited by law from providing tax or legal advice outside the company. The information contained in this booklet is intended solely to provide general summary information and is not intended to serve as legal or tax advice applicable to certain matters or situations. Different assumptions concerning earnings, taxes, investment rates of return, and retirement age will generally yield different results. For legal or tax advice concerning your situation, please consult your attorney or professional tax advisor. Although care has been taken in preparing this material and presenting it accurately, Transamerica disclaims any express or implied warranty as to the accuracy of any material contained herein and any liability with respect to it.



TRANSAMERICA®

6400 C Street SW
Cedar Rapids, IA 52499

 [Transamerica.com/portal/home](https://transamerica.com/portal/home)

 800-401-8726

932561-00002
(3447DM0120) (1) 02/14/2020
© 2019 Transamerica Retirement Solutions, LLC